

THE  
BEACH MANSIONS

PASSO

BY  
BEYOND


BROCHURE

INTRODUCING

# PASSO

## A BOLD NEW RESIDENTIAL ICON

ON THE PALM



*Inspired by nature, crafted  
by the sea, PASSO is a  
masterpiece developed by  
BEYOND on Palm Jumeirah.*

PASSO's architecture is a reflection of nature's everlasting metamorphosis. It's a bold expression of *fluid architecture*, *holistic design*, and *elevated living*. From its dynamic facades to its lush, sensory landscapes, every detail is crafted to evoke a sense of rhythm, balance, and calm.





THE  
BEACH  
MANSIONS

*Inspired by nautical architecture, each standalone 6-bedroom yacht inspired mansion, is a statement on its own.*

Here, the rhythm of the waves meets the fluid lines of modern design. From sculpted balconies to glass-framed gardens, every element is inspired by nature and shaped for luxury living.

OPEN TO  
HORIZON & SPACE




A WELCOME LIKE NO OTHER

# THE GRAND ARRIVAL

*Whether arriving through the grand drop-off and landscaped surroundings or through the private parking, each journey is carefully curated to immerse residents and guests into a luxurious scape.*

Your journey begins the moment you arrive. Secure gates open to reveal three dedicated, climate-controlled parking bays, reserved solely for your home. From here, your private lift delivers you directly into your residence, no shared corridors, no interruptions, just complete privacy.





# ARRIVAL FOYER

GROUND FLOOR ENTRANCE





AN EXPANSIVE OASIS OF  
TRANQUILITY

## THE LIVING & DINING

*Two distinct lounges await within your residence. Light-filled spaces frame captivating views, while seamless connections to the outdoors create a natural flow for both grand entertaining and intimate everyday moments.*

The formal living room is designed for grand entertaining. Floor-to-ceiling glass panels frame uninterrupted sea views, while generous proportions allow for statement furnishings and curated art. A tailored lighting system lets you shift the ambience from daytime brightness to intimate evening glow.



THE GRAND SALON  
6-METERS CLEAR DOUBLE-HEIGHT



FINESSE MEETS FUNCTIONALITY

# CHEF-CALIBRE KITCHEN & SHOW KITCHEN

*A show kitchen, complemented by a chef-calibre preparation kitchen, ensures both everyday ease and gourmet entertaining, while a sunlit breakfast nook and panoramic dining setting make every meal feel effortless and extraordinary.*

Every aspect has been carefully curated around your needs and desires to ensure your culinary journey is nothing short of exceptional, where Gaggenau branded appliances elevate even the simplest morning ritual with ease and refinement.





CULINARY MOMENTS FRAMED BY BREATHTAKING VIEWS.





DESIGNED FOR THE WAY  
YOU MOVE & LIVE

## THE BEDROOMS

*A serene retreat opening onto a secluded sea-facing terrace. A collection of private retreats, from the secluded master suite to the light-filled junior suites, offers comfort, elegance, and versatility for every lifestyle.*

Complementing the residences are expansive suites, each thoughtfully appointed with private en-suite bathrooms, built-in wardrobes, and abundant natural light through large windows or terrace access — ideal for family, guests, or versatile personal use.




EVERYDAY WELLNESS  
RITUALS

## THE BATH SUITES

*Two exquisite dressing rooms and spa-inspired bathrooms redefine everyday rituals with uninterrupted ocean views.*

Inside, dual dressing rooms with bespoke wardrobe systems pair seamlessly with marble-clad his-and-hers bathrooms, each featuring walk-in showers, double vanities, and freestanding tubs positioned to embrace uninterrupted ocean views.





SPA-INSPIRED BATH SUITES



SWEEPING TERRACES &  
A PRIVATE GARDEN

# THE OUTDOOR DECKS

*Time slows down, the view expands,  
and you return to yourself.*

Extending seamlessly from the interiors, the outdoor experience unfolds with landscaped gardens, an infinity pool that melts into the horizon, and elegant dining and lounge areas — all crafted for privacy, beauty, and unforgettable moments beneath the open sky.



OUTDOOR DINING  
GARDEN LEVEL

*Crafted to follow the rhythm of your  
day and the silence of your night.*

The spacious ground floor living areas extend into a lush, landscaped private garden, with a plunge pool set within a yacht-inspired deck that bleeds into the beach through an expansive terraced landscape. Nestled by seating lounges, the setting invites you to take in the extraordinary beach views.



CAPTIVATING  
FROM EVERY ANGLE



# DESIGN THAT FLOWS & SPACES THAT BREATHE



EXQUISITELY CURATED DETAILS

# MATERIALS & FINISHES



*Crafted in Stone and Wood.*

Every detail reflects refined craftsmanship, from soft-toned natural stones and marbles to the warmth of rich woods and bespoke joinery, each element thoughtfully tailored to elevate the character of every space.


THE  
**Beach Mansion**

GENERAL AND JOINERY

General Metal




Special Paint



General Flooring -  
Stone



General Paint



General Wood  
& Bedroom Flooring



THE  
Beach Mansion

KITCHEN

General Metal



Kitchen Countertop -  
Reconstituted Stone




General Flooring -  
Stone




Kitchen Cabinet - Wood



Kitchen Cabinet - Wood




General Paint



# THE Beach Mansion

## MASTER BATHROOM

Wall Paint



Bathroom Cabinet -  
Wood




Bathroom Flooring -  
Stone




Vanity Top -  
Reconstituted Stone



Bathroom Flooring -  
Stone



Accent Wall - Stone



# THE EXPERIENCES




*Living at PASSO by Beyond extends far past the threshold of your home.*

A series of curated, immersive amenities form a rich lifestyle journey—woven through architecture and nature.

# RESORT-LEVEL AMENITIES, RESIDENTIAL PRIVACY

*Tailored spaces for wellness, leisure, and connection, designed with attention to every detail.*

At PASSO, amenities are not just additions, they're thoughtfully integrated into daily life. From shaded gardens and beachfront pools to immersive wellness spaces and dedicated services, every element has been designed to offer balance, comfort, and calm.



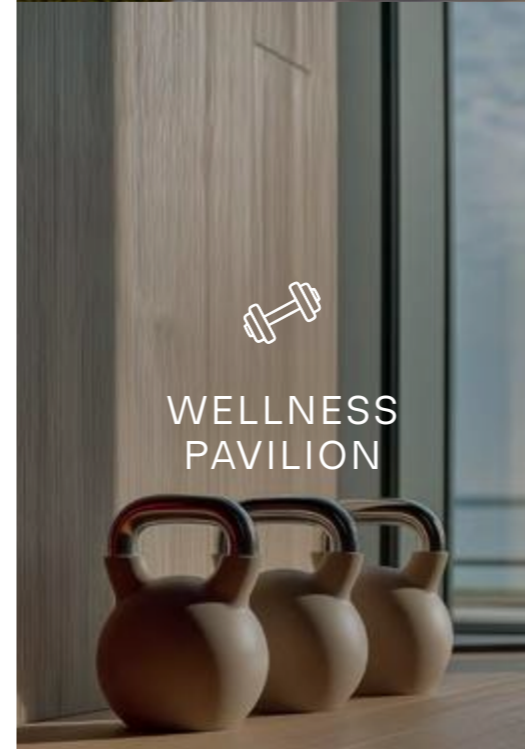
  
ARRIVAL  
EXPERIENCE



  
OUTDOOR  
LANDSCAPE



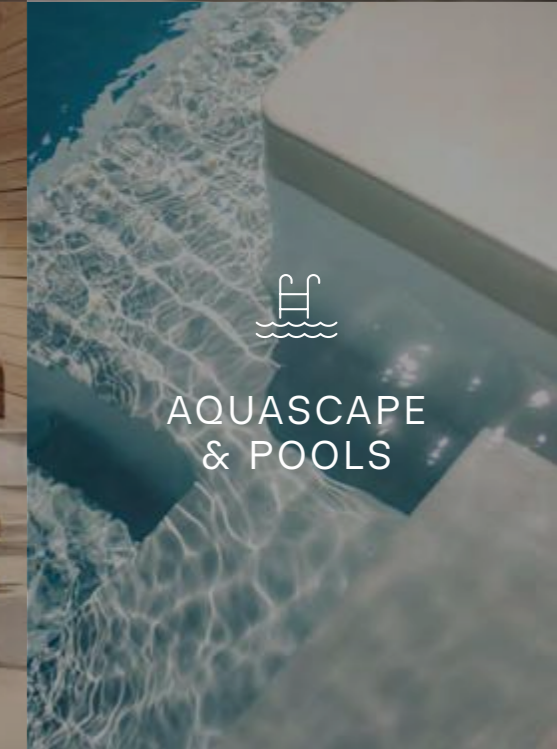
  
THE  
GLASS BOXES



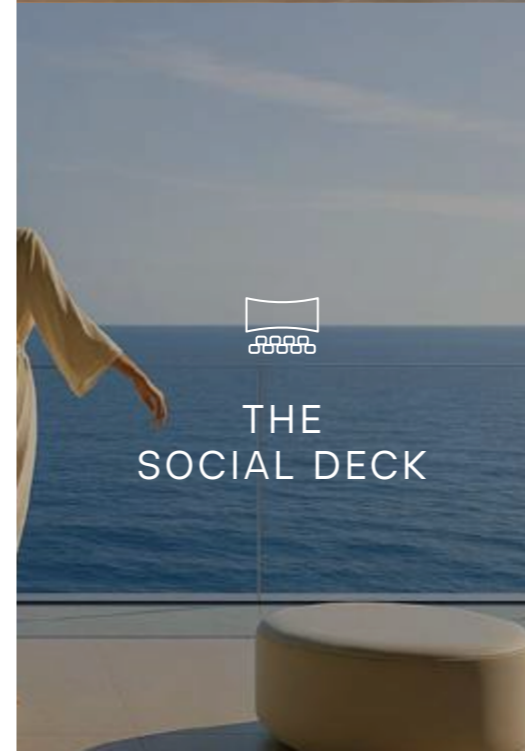
  
WELLNESS  
PAVILION



  
KIDS  
PAVILION



  
AQUASCAPE  
& POOLS



  
THE  
SOCIAL DECK



  
SPA &  
DECK



  
SKY POOL  
& GARDEN

# A CONVERGENCE OF ELEGANCE & ESSENCE









A DUET OF  
DESIGN & DISTINCTION



# PASSO

BEYOND

[WWW.BEYONDDEVELOPMENTS.AE](http://WWW.BEYONDDEVELOPMENTS.AE)

Interior renders: These renders are non-binding, for illustrative purposes only, and subject to change without notice. Final materials, finishes, and configurations may differ based on availability, design updates, and approvals. Loose furniture, fixtures, lighting, wall cladding, and mounted items are NOT included. In case of conflict, contractual documents including the Sale and Purchase Agreement (SPA), will prevail. THE DEVELOPER SHALL NOT BE HELD RESPONSIBLE FOR ANY DISCREPANCIES, INACCURACIES, ERRORS, OR OMISSIONS IN THE RENDERS, NOR FOR ANY CONSEQUENCES, LOSSES, OR DAMAGES RESULTING FROM RELIANCE ON THEM AND MAKES NO GUARANTEES OF THEIR ACCURACY OR COMPLETENESS. Exterior Renders: These renders are non-binding, for illustrative purposes only, and subject to change without notice. In case of conflict, contractual documents, including the Sale and Purchase Agreement (SPA), will prevail. THE DEVELOPER SHALL NOT BE HELD RESPONSIBLE FOR ANY DISCREPANCIES, INACCURACIES, ERRORS, OR OMISSIONS IN THE RENDERS, NOR FOR ANY CONSEQUENCES, LOSSES, OR DAMAGES RESULTING FROM RELIANCE ON THEM AND MAKES NO GUARANTEES OF THEIR ACCURACY OR COMPLETENESS.